



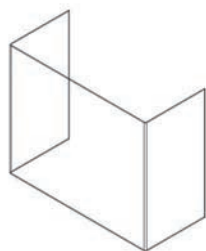
Stay Safe  
by **Cecil Nurse.**



#### MEASUREMENTS

Widths – 700 / 800mm

Heights – 650mm



**SSU8065CL** - U Shaped

800 (W) x 300 (D) x 650 (H) x 5mm



**SSL7065CL** - L Shaped

700 (W) x 300 (D) x 650 (H) x 5mm

# Stay Safe

## BENT SCREENS

### APPLICATION AREAS

Hygienic protection for reception counters, workstations, meetings tables.

### PRODUCT FEATURES

Acrylic panel with bent ends with a 30mm radius to corners.

Scratch resistant & easy to clean.



# Stay Safe

## CLIP-ON SCREENS

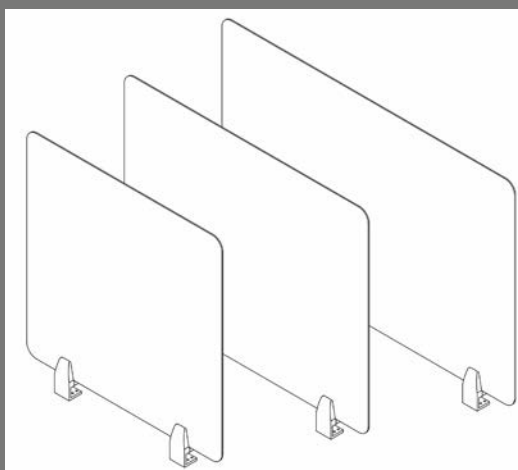
### APPLICATION AREAS

Hygienic protection for reception counters, checkout areas, point of sale, information desks.

### PRODUCT FEATURES

Acrylic panel with a 30mm radius to corners.  
Scratch resistant.  
Easy to clean.





#### MEASUREMENTS

Lengths – 600 / 750 / 900mm

Heights – 600 / 750mm

#### FIXING BRACKETS

Global single desk mounting brackets\*. Set of two. Suitable for 16-25mm desk tops. Available in anodised aluminium & black painted finish.

*\*To be ordered seperately.*

**SBS01 + [AL/BLK]**



**SSRC660CL** – 600 (W) x 600 (H) x 3mm

**SSRC760CL** – 750 (W) x 600 (H) x 3mm

**SSRC960CL** – 900 (W) x 600 (H) x 3mm

**SSRC750CL** – 750 (W) x 750 (H) x 3mm

**SSRC975CL** – 900 (W) x 750 (H) x 3mm





#### MEASUREMENTS

Lengths – 600 / 750 / 900mm

Heights – 600 / 750mm

**SSDF600CL** – 600 (W) x 600 (H) x 3mm

**SSDF760CL** – 750 (W) x 600 (H) x 3mm

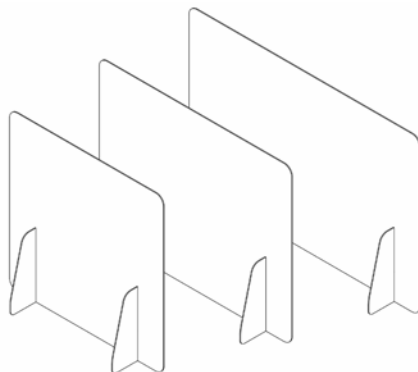
**SSDF960CL** – 900 (W) x 600 (H) x 3mm

**IN  
STOCK**

**SSDF675CL** – 600 (W) x 750 (H) x 3mm

**SSDF750CL** – 750 (W) x 750 (H) x 3mm

**SSDF975CL** – 900 (W) x 750 (H) x 3mm



# Stay Safe

## FREESTANDING SCREENS

### APPLICATION AREAS

Hygienic protection for reception counters, checkout areas, point of sale, information desks.

### PRODUCT FEATURES

Acrylic panel with a 30mm radius to corners.

2 x 5mm Thick Acrylic stabilizing feet.

Scratch resistant.

Easy to clean.



# Stay Safe

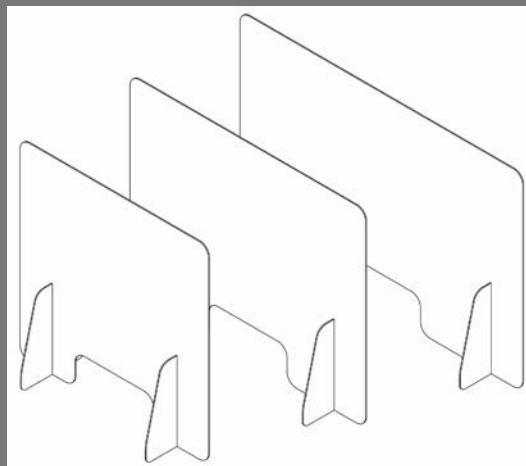
## **FREESTANDING SCREENS**

### **APPLICATION AREAS**

Hygienic protection for reception counters, checkout areas, point of sale, information desks.







#### PRODUCT FEATURES

Acrylic panel with a 30mm radius to corners.  
2 x 5mm Thick Acrylic stabilizing feet  
Opening to base.  
Scratch resistant.  
Easy to clean.

#### MEASUREMENTS

Lengths – 600 / 750 / 900mm  
Heights – 600 / 750mm

**SSDFB600CL** – 600 (W) x 600 (H) x 3mm

**SSDFB760CL** – 750 (W) x 600 (H) x 3mm

**SSDFB960CL** – 900 (W) x 600 (H) x 3mm



**SSDFB675CL** – 600 (W) x 750 (H) x 3mm

**SSDFB750CL** – 750 (W) x 750 (H) x 3mm

**SSDFB975CL** – 900 (W) x 750 (H) x 3mm



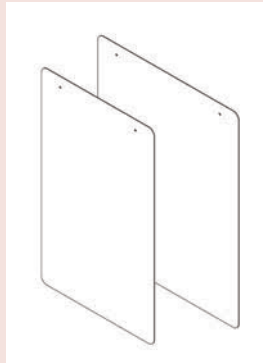
#### MEASUREMENTS

Lengths – 600 / 750mm

Heights – 1000mm

**SSS1060CL** – 600 (W) x 1000 (H) x 3mm

**SSS1075CL** – 750 (W) x 1000 (H) x 3mm



#### HANGING KIT

Includes: Aluminium grips, masonry screws, wall plugs, allen key with 1000mm cable and ceiling mount to hang panel from ceiling (set of 2).

#### DM5110R



# Stay Safe

## SUSPENDED SCREENS

### APPLICATION AREAS

Hygienic protection for reception counters, checkout areas, point of sale, information desks.

### PRODUCT FEATURES

Acrylic panel with a 30mm radius to corners.  
Scratch resistant.  
Easy to clean.



# Stay Safe

## DESK BASED SCREEN

### APPLICATION AREAS

Hygienic protection for your linear workstations.

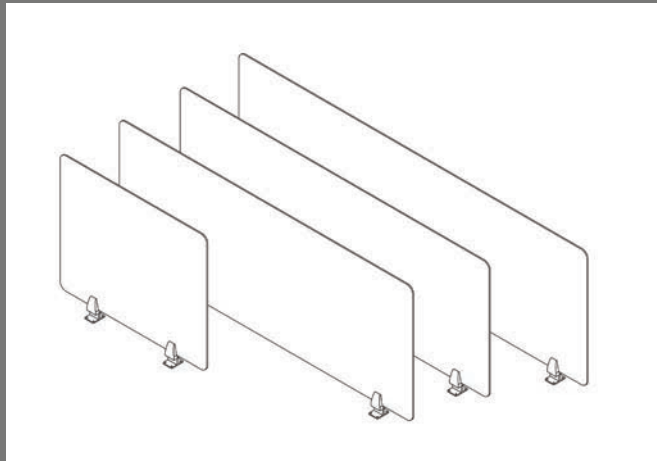
### PRODUCT FEATURES

Acrylic panel with a 30mm radius to corners.

Scratch resistant.

Easy to clean.





#### MEASUREMENTS

Lengths – 750 / 1500 / 1580 / 1780mm

Heights – 600mm

#### FIXING BRACKETS

Global dual or single desk mounting brackets.\* Set of two. Available in dual and single versions. Suitable for 16-25mm desk tops. Available in anodised aluminium & black painted finish.

*\*To be ordered seperately.*



#### **SBS01 + [AL/BLK]** – Single

Used for single row workstations

#### **SBD02 + [AL/BLK]** – Dual

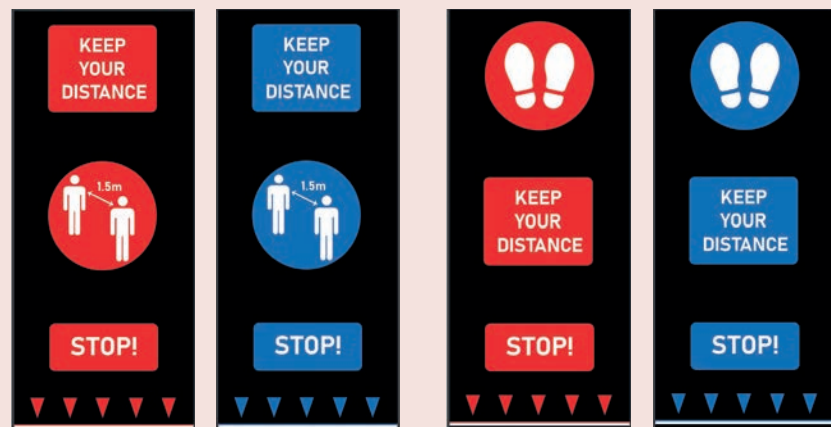
Used for back to back workstations

**SS760CL** – 750 (W) x 600 (H) x 5mm

**SS1560CL** – 1500 (W) x 600 (H) x 5mm

**SS1660CL** – 1580 (W) x 600 (H) x 5mm

**SS1860CL** – 1780 (W) x 600 (H) x 5mm



**SDM000006** – People Red

**SDM000011** – People Blue

**SDM000010** – Footprints Red

**SDM000007** – Footprints Blue

650 (W) x 1500 (L) x 6mm





# Stay Safe

## SOCIAL DISTANCING FLOOR MATS

### APPLICATION AREAS

Ideal for all public buildings including hospitals, supermarkets, offices.

- Communicate social distancing rules to your staff or customers to reduce Coronavirus spread.
- Printed digitally for superb colour reproduction and definition.
- Machine washable at 30°C.
- Superior Nitrile Rubber Backing for high traffic areas.



# Stay Safe

## MOBILE SNEEZ SCREEN

### APPLICATION AREAS

Open plan offices should be divided using screening so that employees can work without the risk of infection.

### PRODUCT FEATURES

Steel frame in black powder coated finish.  
Two-tone, black & grey free-flow castors, anti microbial fabric sleeve in FibreTech Fusion fabric.





### SNZ800B + [FABRIC]

800 (W) x 400 (D) x 1450 (H)

#### FIBRETECH FUSION FABRICS

- Resistant to chemicals, fungi (mold) and bacteria (ideal for clinics and hospitals).
- 100% Recyclable (up to 10x).
- Washable at 40°C.
- Strong and durable - 100 000 rubs.
- High colour-fastness to light.



GREY  
[FGR]



CHARCOAL FUSION  
[FCH]



TEAL FUSION  
[FTL]





## OPTIONAL STAY SAFE TROLLEY SCREEN

### APPLICATION AREAS

Hygienic protection for mobile trolley.

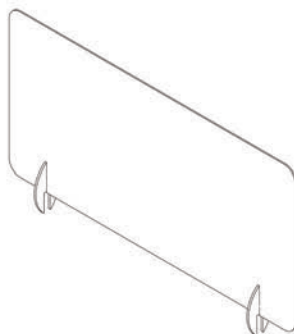
### PRODUCT FEATURES

3mm Thick clear Acrylic extension screen.  
Includes 2 x 5mm thick Acrylic brackets.

---

### SSE8040CL

800 (W) x 400 (H) x 3mm



# Stay Safe

## SANITIZING TROLLEY

### APPLICATION AREAS

Mobile sanitizing station for office areas.

### PRODUCT FEATURES

1 x Floating pen & pencil tray, 1 x standard drawer & 1 x hinge door.

Open compartment with adjustable shelf.

Left or right handed.

Central locking.

Anthracite laminate with matching anthracite finger grip handles.

White laminate with matching white finger grip handles.

Lockable castors.

### **GSE731L/R + [AAN/WWH]**

800 (W) x 450 (D) x 800 (H)






# Stay Safe

## SANITIZING DISPENSERS

### APPLICATION AREAS

When installed in high-traffic areas and at entrances to offices, sanitising dispensers promote hygiene and workspace wellness and will be part of our collective post-pandemic future for some time to come.



### FREESTANDING

Freestanding metal sanitizer dispenser stand. Height can be adjusted to suit bottle height. Powdercoated in Aluminium Grey [AG], Black [BLK], Light Grey [LG] or White [WH].

### SDS001 + [FINISH]

300 (W) x 300 (D) x 1100 (H)



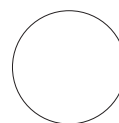
ALUMINIUM GREY  
[AG]



BLACK  
[BLK]



LIGHT GREY  
[LG]



WHITE  
[WH]

**\*BOTTLE NOT INCLUDED**





#### WALL MOUNTED

Wall mounted metal sanitizer dispenser unit.  
Height can be adjusted to suit bottle height.  
Powdercoated in Aluminium Grey [AG], Black [BLK], Light Grey [LG] or White [WH].

#### SDU002 + [FINISH]

110 (W) x 235 (D) x 250 (H)



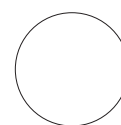
ALUMINIUM GREY  
[AG]



BLACK  
[BLK]



LIGHT GREY  
[LG]



WHITE  
[WH]

**\* BOTTLE NOT INCLUDED**

**Cecil Nurse.**

SLIMLINE EXTENSION SCREENS 250 (H)

**SSDE1825CL** – 1800 (W) incl. 3 brackets

**SSDE1625CL** – 1600 (W) incl. 3 brackets

**SSDE1525CL** – 1500 (W) incl. 4 brackets

**SSDE7525CL** – 750 (W) incl. 2 brackets

SLIMLINE EXTENSION SCREENS 330 (H)

**SSDE1833CL** – 1800 (W) incl. 3 brackets

**SSDE1633CL** – 1600 (W) incl. 3 brackets

**SSDE1533CL** – 1500 (W) incl. 4 brackets

**SSDE7533CL** – 750 (W) incl. 2 brackets

SL22 EXTENSION SCREENS 250 (H)

**SSLE1825CL** – 1800 (W) incl. 3 brackets

**SSLE1625CL** – 1600 (W) incl. 3 brackets

**SSLE1525CL** – 1500 (W) incl. 4 brackets

**SSLE7525CL** – 750 (W) incl. 2 brackets

SL22 EXTENSION SCREENS 330 (H)

**SSLE1833CL** – 1800 (W) incl. 3 brackets

**SSLE1633CL** – 1600 (W) incl. 3 brackets

**SSLE1533CL** – 1500 (W) incl. 4 brackets

**SSLE7533CL** – 750 (W) incl. 2 brackets

GLOBAL PERSPEX EXTENSION SCREENS 250 (H)

**SGPXE1725CL** – 1700 (W) incl. 3 brackets

**SGPXE1525CL** – 1500 (W) incl. 3 brackets

**SGPXR1425CL** – 1400 (W) incl. 4 brackets

**SGPXE6525CL** – 650 (W) incl. 2 brackets

GLOBAL PERSPEX EXTENSION SCREENS 330 (H)

**SGPXE1733CL** – 1700 (W) incl. 3 brackets

**SGPXE1533CL** – 1500 (W) incl. 3 brackets

**SGPXR1433CL** – 1400 (W) incl. 4 brackets

**SGPXE6533CL** – 650 (W) incl. 2 brackets

GLOBAL PADDED EXTENSION SCREENS 250 (H)

**SGPE1725CL** – 1700 (W) incl. 3 brackets

**SGPE1525CL** – 1500 (W) incl. 3 brackets

**SGPER1425CL** – 1400 (W) incl. 4 brackets

**SGPE6525CL** – 650 (W) incl. 2 brackets

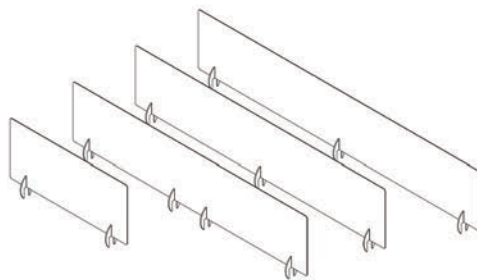
GLOBAL PADDED EXTENSION SCREENS 330 (H)

**SGPE1733CL** – 1700 (W) incl. 3 brackets

**SGPE1533CL** – 1500 (W) incl. 3 brackets

**SGPER1433CL** – 1400 (W) incl. 4 brackets

**SGPE6533CL** – 650 (W) incl. 2 brackets



BRACKETS

Includes 5mm clear Acrylic brackets.

# Stay Safe

## EXTENSION SCREENS

### APPLICATION AREAS

Hygienic protection for your linear workstations. Used onto existing screens.

### PRODUCT FEATURES

Acrylic panel with a 30mm radius to corners. Scratch resistant & easy to clean.



# Stay Safe

## EXTENSION SCREENS CONTINUED

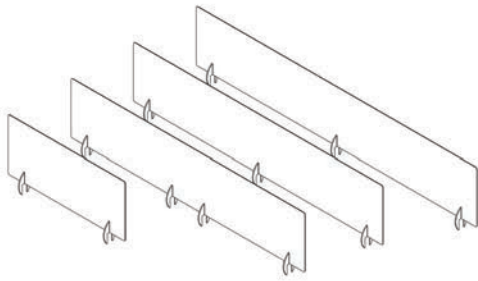
### APPLICATION AREAS

Hygienic protection for your linear workstations. Used onto existing screens.

### PRODUCT FEATURES

Acrylic panel with a 30mm radius to corners. Scratch resistant & easy to clean.





#### BRACKETS

Includes 5mm clear Acrylic brackets.

#### SCREENWORK EXTENSION SCREENS 250 (H)

**SSWE1825CL** – 1800 (W) incl. 3 brackets

**SSWE1625CL** – 1600 (W) incl. 3 brackets

**SSWE1525CL** – 1500 (W) incl. 3 brackets

**SSWE1225CL** – 1200 (W) incl. 3 brackets

**SSWER1525CL** – 1500 (W) incl. 4 brackets

**SSWE8025CL** – 800 (W) incl. 2 brackets

**SSWER7525CL** – 750 (W) incl. 2 brackets

#### SCREENWORK EXTENSION SCREENS 330 (H)

**SSWE1833CL** – 1800 (W) incl. 3 brackets

**SSWE1633CL** – 1600 (W) incl. 3 brackets

**SSWE1533CL** – 1500 (W) incl. 3 brackets

**SSWE1233CL** – 1200 (W) incl. 3 brackets

**SSWER1533CL** – 1500 (W) incl. 4 brackets

**SSWE8033CL** – 800 (W) incl. 2 brackets

**SSWER7533CL** – 750 (W) incl. 2 brackets

#### SIMPLE & GLOBAL SIDE STITCH EXTENSION SCREENS 250 (H)

**SSPE1725CL** – 1700 (W) incl. 3 brackets

**SSPE1525CL** – 1500 (W) incl. 3 brackets

**SSPER1425CL** – 1400 (W) incl. 4 brackets

**SSPE6525CL** – 650 (W) incl. 2 brackets

#### SIMPLE & GLOBAL SIDE STITCH EXTENSION SCREENS 330 (H)

**SSPE1733CL** – 1700 (W) incl. 3 brackets

**SSPE1533CL** – 1500 (W) incl. 3 brackets

**SSPER1433CL** – 1400 (W) incl. 4 brackets

**SSPE6533CL** – 650 (W) incl. 2 brackets

## STAY SAFE ACRYLIC SCREENS

CECIL NURSE INTRODUCES STAY SAFE  
SCREENS - CUSTOMISED COUGH & SNEEZE  
GUARD VIRUS BARRIER SOLUTIONS TO HELP  
KEEP EMPLOYEES AND CUSTOMERS SAFE IN  
THE WORKPLACE.

---

### EMAIL

[info@cecilnurse.co.za](mailto:info@cecilnurse.co.za)

### WEBSITE

[www.cecilnurse.co.za](http://www.cecilnurse.co.za)

### PHONE

0861 OFFICE (633423)

### BRANCH NETWORK

JOHANNESBURG  
(011) 345 1500

PRETORIA  
(012) 322 7913/4/5

CAPE TOWN  
(021) 461 1270

DURBAN  
(031) 569 6081

PIETERMARITZBURG  
(033) 342 8307

PORT ELIZABETH  
(041) 405 1000

EAST LONDON  
(043) 743 1531

BLOEMFONTEIN  
(051) 430 3921

KIMBERLEY  
(053) 831 1112

NELSPRUIT  
(013) 492 1462

NAMIBIA  
(00264) 61 227 000

BOTSWANA  
(00267) 395 6578